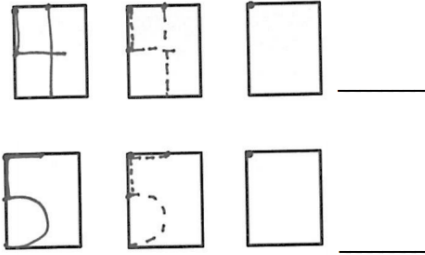
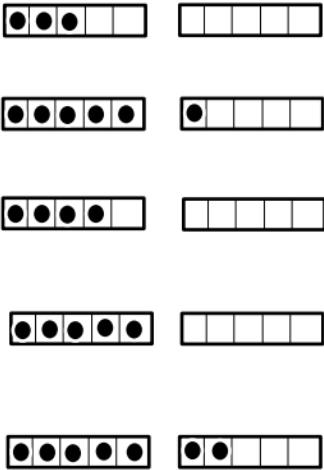


Numbers to 10

In Module 1, students begin to observe and analyze the world around them mathematically. They will count, order, and draw up to ten objects. They will eventually work toward an understanding that each successive number names a quantity that is one greater, and that the number before is one less. This is just the beginning of an exciting mathematical year for kindergarten students!



Students will practice writing numerals from 0 to 10 in this module, practicing in boxes like those above until they are comfortable using just the line.



5-group cards, representing (from the top) 3, 6, 4, 5, and 7

What Comes After this Module: Module 2 will explore two- and three-dimensional shapes. Students will learn about flat and solid shapes, and begin to use position words when referring to shapes in their environment. They will also learn to distinguish between examples and non-examples of flat and solid shapes.

New Terms, Phrases, and Strategies in this Module:

Exactly the same/not exactly the same/the same, but...: ways to analyze objects to match or sort

Match: group items that are the same or that have the same given attribute

Sort: group objects according to a particular attribute

“How many”: with reference to counting quantities or sets

Counting path: with reference to order of count

Number story: stories with add to or take from situations

Zero: understand the meaning of, write and recognize

Number sentence: $3 = 2 + 1$

5-group: see box to the left

Rows/columns: linear configuration types

1 more/1 less: e.g.,
4. 1 more is 5, and
4. 1 less is 3

+ How you can help at home:

- Have your student practice counting groups of objects in his/her environment
- In addition to counting, students can practice writing the numerals 0-10
- Practice decomposing numbers, e.g. talk about how 5 is made up of a group of 2 and a group of 3

Key Common Core Standards:

- **Know number names and the count sequence**
 - Write numbers from 0 to 10
- **Count to tell the number of objects**
 - Understand the relationship between numbers and quantities; connect counting to cardinality
- **Understand addition as putting together and adding to, and understand subtraction as taking apart and taking from**
 - Decompose numbers less than or equal to 10 into pairs in more than one way
- **Classify objects and count the number of objects in each category**
 - Classify objects into given categories; count the numbers of objects in each category and sort the categories by count


Welcome to *A Story of Units!*

Each module's parent tip sheet will highlight a new strategy or math model your student will be working on.

This module will feature heavy use of 5-groups, as 5 is an important building block for 10. Students learn what 5 looks like, and different ways to make and count to 5.



Left: 5-group cards with clearly marked groups of 5 in each row



Right: Counting on our hand: a natural group of 5!



Read on to learn a little bit about Eureka Math, the creators of *A Story of Units*:

Eureka Math is a complete, PreK-12 curriculum and professional development platform. It follows the focus and coherence of the Common Core State Standards and carefully sequences the progression of mathematical ideals into expertly crafted instructional modules.

This curriculum is distinguished not only by its adherence to the CCSS. It is also based on a theory of teaching math that is proven to work. That theory posits that mathematical knowledge is conveyed most effectively when it is taught in a sequence that follows the “story” of mathematics itself. This is why we call the elementary portion of *Eureka Math* “A Story of Units.” The sequencing has been joined with methods of instruction that have been proven to work, in this nation and abroad. These methods drive student understanding beyond process, to deep mastery of mathematical concepts.


The goal of *Eureka Math* is to produce students who are not merely literate, but fluent, in mathematics. Your student has an exciting year of discovering the story of mathematics ahead!

Sample Problem from Module 1:

How many apples are there all together?

3 is the same as _____ and _____.

3 apples = _____ apples + _____ apple.



Sample taken from Module 1, Lesson 14